



CARBON FOOTPRINT 2025

Universidade Católica Portuguesa



UNIVERSIDADE
CATOLICA
PORTUGUESA

30th of march 2026





GHG* CERTIFICATE

GREENPATH

Veolia certifies that the study Carbon Footprint Assessment 2025 done for

Universidade Católica Portuguesa

Has been conducted with GreenPath whose GHG calculation methodology complies with the following international standards:

- GHG Protocol Corporate Accounting and Reporting Standard
- Corporate Value Chain (Scope 3) Accounting and Reporting Standard - Supplement to the GHG Protocol Corporate
- ISO 14064-1 (2006) and 14069 (2014) GreenHouse Gases

The calculation methodology used in GreenPath has been externally verified by CITEPA (Interprofessional Technical Center for Atmospheric Pollution). <https://www.citepa.org/en/activities/international-studies>



CITEPA

Date: 30/03/2026

*GHG : GreenHouse Gases

|01

Global Results

Based on the data provided, the overall carbon footprint for Universidade Católica Portuguesa (UCP) in 2025 considering scopes 1, 2 and 3 was 1 278.5 ton CO₂e. The disaggregated results by Scope and by GHG Protocol category are presented in Graph 1 and Graph 2.

The consolidated emission profile of Universidade Católica Portuguesa is strongly dominated by purchased electricity (Scope 2, Category 2.1), which accounts for 63.3% of total emissions (808.8 tCO₂e) across all four campuses. This result is consistent with the operational profile of a large, multi-campus academic institution, where electricity consumption is driven by a wide and diverse range of end-uses, from standard teaching and administrative spaces to the energy-intensive clinical, laboratory and research facilities present across several campuses. The dominance of Scope 2 emissions at consolidated level reflects the pattern observed at each individual campus, with the exception of Campus Viseu, where a comparatively higher reliance on natural gas results in a more balanced distribution across scopes.

Scope 1 emissions total 124.5 tCO₂e (9.7%) at consolidated level, arising from two sources. Stationary combustion (Category 1.1) accounts for 81.2 tCO₂e (6.4%), driven primarily by natural gas consumption across campus buildings, with Campus Viseu contributing disproportionately to this figure relative to its size, reflecting its greater reliance on gas-based heating systems. Mobile combustion (Category 1.2) contributes 43.3 tCO₂e (3.4%), associated with the institutional vehicle fleets across all campuses. The elimination of these direct emission sources through the progressive electrification of heating systems and institutional fleets represents a clear and actionable decarbonization pathway at consolidated level.

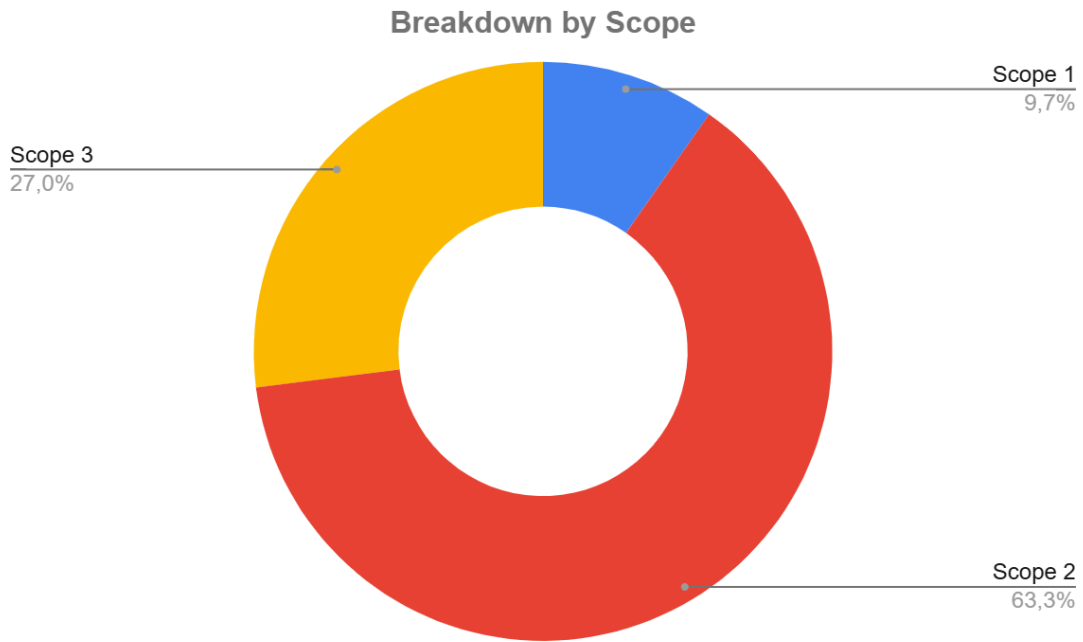
Within Scope 3 (345.2 tCO₂e, 27.0%), Category 3.3 (Upstream Fuel- and Energy-Related Emissions) is by far the most material contributor at 309.2 tCO₂e (24.2%), structurally linked to the scale of energy consumption across all campuses. The remaining Scope 3 categories, waste generated in operations (19.97 tCO₂e, 1.6%) and water consumption (15.96 tCO₂e, 1.2%), represent more modest contributions at consolidated level, though waste carries particular relevance at campuses hosting

health and life sciences facilities, where clinical and hazardous waste streams are generated.

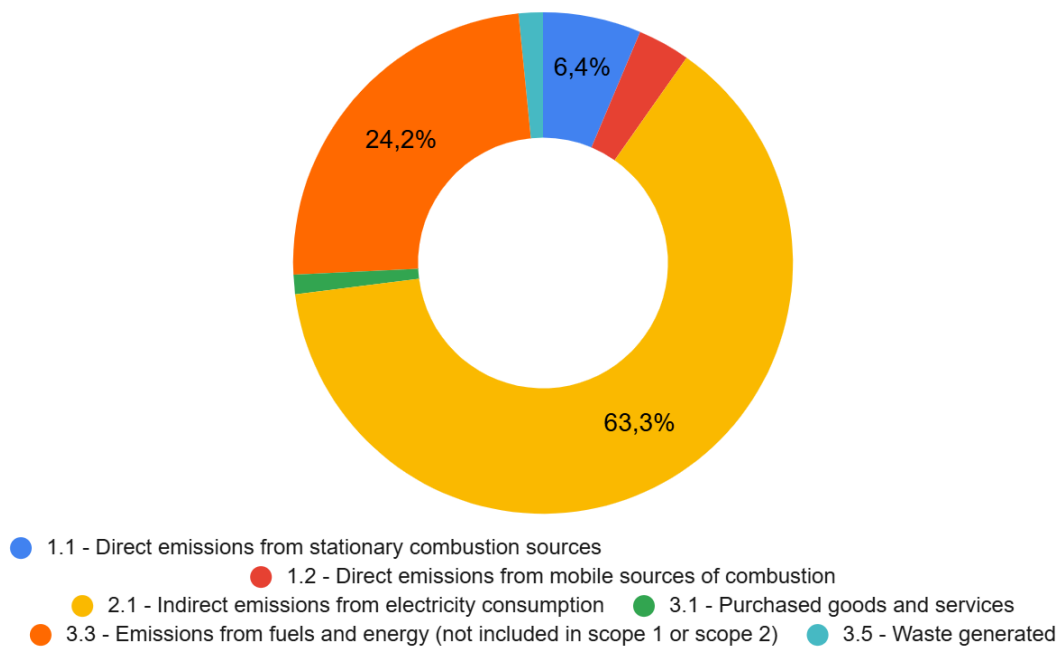
It is important to note that the consolidated Scope 3 total of 27.0% represents a conservative lower bound of Universidade Católica Portuguesa's true indirect emissions across its value chain. The current Scope 3 boundary covers only a subset of the fifteen categories defined under the GHG Protocol Scope 3 Standard, and a significant volume of indirect emissions (including those associated with student and employee commuting, business travel and supply chain procurement) remains outside the current inventory. As the Scope 3 boundary is progressively expanded through structured materiality assessments at each campus, the consolidated Scope 3 contribution is expected to increase considerably, providing a more complete and representative picture of the institution's full carbon footprint.

Under the market-based approach, and subject to confirmation of Guarantee of Origin cancellation documentation across all campuses, Scope 2 emissions would be reported as zero, reducing the consolidated total to 469.7 tCO₂e, a reduction of 63.3% relative to the location-based result. This scenario underscores the transformative potential of verified renewable electricity procurement as a near-term decarbonization lever at institutional level, and reinforces the strategic priority of consolidating GO documentation across all four campuses as a matter of urgency.

Overall, the consolidated results position energy efficiency, renewable energy procurement and the decarbonization of direct combustion sources as the three primary levers for reducing Universidade Católica Portuguesa's carbon footprint at institutional level, with the progressive expansion of the Scope 3 inventory providing an increasingly complete foundation for evidence-based climate action across the entire university network.



Graph 1: GHG Emissions breakdown by Scope



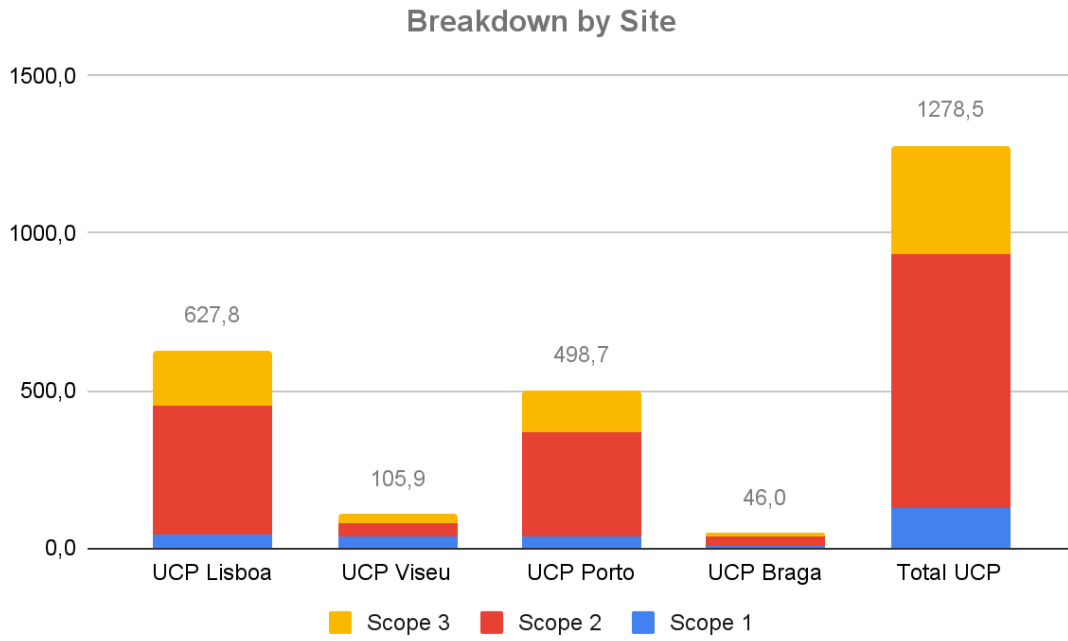
Graph 2: GHG Emissions breakdown by category

Graph 3 represents the breakdown of GHG emissions by the different sites of UCP analyzed from Scopes 1, 2 and 3.

Campus Lisboa (Sede) is the largest contributor to the consolidated footprint, accounting for 49.1% of total emissions (627.8 tCO₂e), reflecting its status as the largest and most complex campus within the network, with eight faculties spanning a wide range of disciplines, including health and medical sciences, distributed across multiple buildings in Lisbon and Sintra. Campus Porto is the second largest contributor at 39.0% (498.7 tCO₂e), with a broadly similar emission profile to Lisboa in terms of scope distribution, though at a smaller absolute scale. Together, Lisboa and Porto account for 88.1% of the institution's consolidated carbon footprint, underscoring the concentration of emissions in the two largest urban campuses and the corresponding importance of decarbonization action at these locations for achieving meaningful reductions at institutional level.

Campus Viseu (105.8 tCO₂e, 8.3%) presents a notably distinct emission profile relative to the other campuses. While its absolute footprint is considerably smaller, the relatively high share of Scope 1 emissions, driven by significant natural gas consumption across its buildings, results in a more balanced distribution across scopes than observed elsewhere in the network. This characteristic positions the electrification of heating systems as a particularly strategic decarbonization priority for this campus. Campus Braga (46.0 tCO₂e, 3.6%) is the smallest campus in terms of absolute emissions, consistent with its more limited scale and the nature of its academic activities in the humanities, social sciences and theology. Its emission profile is distinctive in that fleet fuel consumption represents virtually the entirety of Scope 1 emissions, with natural gas playing a negligible role, making fleet electrification the most impactful near-term decarbonization measure for this campus.

Across all four campuses, purchased electricity (Scope 2) is the dominant emission source, ranging from 59.7% of total emissions at Campus Braga to 65.9% at Campus Porto, with the notable exception of Campus Viseu, where the higher natural gas consumption reduces the relative share of Scope 2 to 41.5%. This consistent pattern across the network reinforces the strategic importance of energy efficiency and renewable energy procurement as the primary institutional levers for decarbonization, complemented by campus-specific measures tailored to the particular emission drivers identified at each location.



Graph 3: Breakdown of total emissions

|02

Decarbonization Targets

Building on the consolidated emissions baseline established in this report, with a total footprint of 1,278.5 tCO₂e and a combined Scope 1 and Scope 2 total of 933.2 tCO₂e across all four campuses, Universidade Católica Portuguesa is committed to defining a clear, ambitious and science-aligned decarbonization roadmap at institutional level. The targets presented below are anchored to the 2024 Scope 1 and Scope 2 baseline and apply consistently across the entire campus network, while recognising that the specific measures and priorities required to achieve them will vary according to the emission profile and operational characteristics of each individual campus, as detailed in the respective campus-level reports.

In the short term, by 2027, UCP should target a 20% reduction in consolidated Scope 1 and Scope 2 emissions relative to the 2024 baseline, equivalent to a reduction of approximately 186.6 tCO₂e across the network. This target is achievable through a focused set of near-term measures already identified across all campuses: the consolidation of Guarantee of Origin documentation with the electricity supplier, which alone has the potential to eliminate Scope 2 emissions under the market-based approach, combined with energy efficiency interventions including building management system deployments, LED lighting upgrades and HVAC optimisation. The photovoltaic installation already commissioned at Campus Porto is expected to contribute meaningfully to this target, and the evaluation of similar on-site generation opportunities at other campuses should be initiated within this timeframe. In parallel, the Scope 3 inventory should be expanded across all campuses to cover at least two additional categories, with employee and student commuting identified as the priority candidate for inclusion in the next reporting cycle.

By 2030, UCP should target a 50% reduction in consolidated Scope 1 and Scope 2 emissions relative to the 2024 baseline, equivalent to a reduction of approximately 466.6 tCO₂e, bringing the combined Scope 1 and Scope 2 footprint to below 466.6 tCO₂e across the network. This medium-term target should be driven by the progressive electrification of heating systems, a particularly critical measure at Campus Viseu, where natural gas consumption is the dominant Scope 1 source, the

electrification of institutional vehicle fleets across all campuses, the deployment of on-site renewable energy generation where technically and economically feasible, and continued investment in energy efficiency across the campus building stock. This target is deliberately aligned with the European Climate Law and the EU's binding commitment to reduce net greenhouse gas emissions by at least 55% by 2030 relative to 1990 levels, ensuring that UCP's institutional ambition is consistent with the broader European policy framework. A comprehensive Scope 3 inventory covering all material categories, informed by structured materiality assessments at each campus, should also be in place by this date.

By 2040, Universidade Católica Portuguesa should target net-zero operational emissions across Scope 1 and Scope 2 at consolidated level, with a defined and credible strategy in place for addressing residual Scope 3 emissions across the network. This target is aligned with the Science Based Targets initiative (SBTi) framework, the European Green Deal, Portugal's National Carbon Neutrality Strategy (RNC2050) and the overarching goal of the Paris Agreement to limit global warming to 1.5°C. Achieving net-zero by 2040 is an ambitious but credible goal for an institution of UCP's profile, given the relatively concentrated and well-understood nature of its emission sources and the clear decarbonization pathways already identified across all campuses. It will, however, require sustained and progressive action across all priority areas, that is, energy efficiency, renewable energy procurement, heating and fleet electrification, and Scope 3 boundary expansion, complemented by the adoption of emerging low-carbon technologies and the active engagement of the entire university community, including students, academic staff and administrative personnel, in the institution's climate transition.

These targets should be reviewed and updated annually in conjunction with the GHG reporting cycle in all campuses and at consolidated level, ensuring that progress is tracked transparently, that individual campus contributions to the institutional targets are clearly monitored, and that the decarbonization strategy remains responsive to new data, evolving technologies and the regulatory landscape. Universidade Católica Portuguesa's ambition to achieve net-zero operational emissions by 2040 positions the institution as a leader in climate action within the Portuguese higher education sector, and as a tangible embodiment of its broader mission to contribute to a more just, responsible and sustainable society.

APPENDIX

APPENDIX 1: GREENPATH CERTIFICATE OF COMPLIANCE



CITEPA

CERTIFICATE OF COMPLIANCE

CITEPA certifies that the company



has established a calculation tool of carbon footprint

GREENPATH v. 2.02.05-2

in compliance with guidelines

 	<p>GHG Protocol standard Revised Edition</p> <p>ISO 14064-1:2018 – Specification with guidance at the organization level for quantification and reporting of greenhouse gas emissions and removals</p> <p>ISO 14069- 2:2013 Greenhouse gases – Quantification and reporting of greenhouse gas emissions for organizations – Guidance for the application of ISO 14064-1</p>
Certificate issued on	March 3rd, 2022
Recommendation report from CITEPA	« Mise à jour de l'audit du volet Empreinte carbone de GreenPath – Mars 2021 » The non-compliances identified in the report have been lifted. This certificate does not include the sections relating to the calculations of avoided emissions.
Carbon expertise	https://www.citepa.org/en/activities/international-studies

Jerôme BOUTANG

Signature numérique de Jérôme BOUTANG
Date : 2022.03.09 09:14:56 +01'00'

Directeur Général du CITEPA
Jérôme BOUTANG

Centre Interprofessionnel Technique d'Etudes de la Pollution Atmosphérique
42, rue du Paradis, 75010 PARIS
Tel : +33 (0)01 44 83 68 83 - <https://www.citepa.org/fr/>