



CARBON FOOTPRINT 2021

Universidade Católica Portuguesa



UNIVERSIDADE
CATOLICA
PORTUGUESA

31st of march 2025





GHG* CERTIFICATE

GREENPATH

Veolia certifies that the study Carbon Footprint Assessment 2021 done for

Universidade Católica Portuguesa

Has been conducted with GreenPath whose GHG calculation methodology complies with the following international standards:

- GHG Protocol Corporate Accounting and Reporting Standard
- Corporate Value Chain (Scope 3) Accounting and Reporting Standard - Supplement to the GHG Protocol Corporate
- ISO 14064-1 (2006) and 14069 (2014) GreenHouse Gases

The calculation methodology used in GreenPath has been externally verified by CITEPA (Interprofessional Technical Center for Atmospheric Pollution). <https://www.citepa.org/en/activities/international-studies>



CITEPA

Date: 31/03/2025

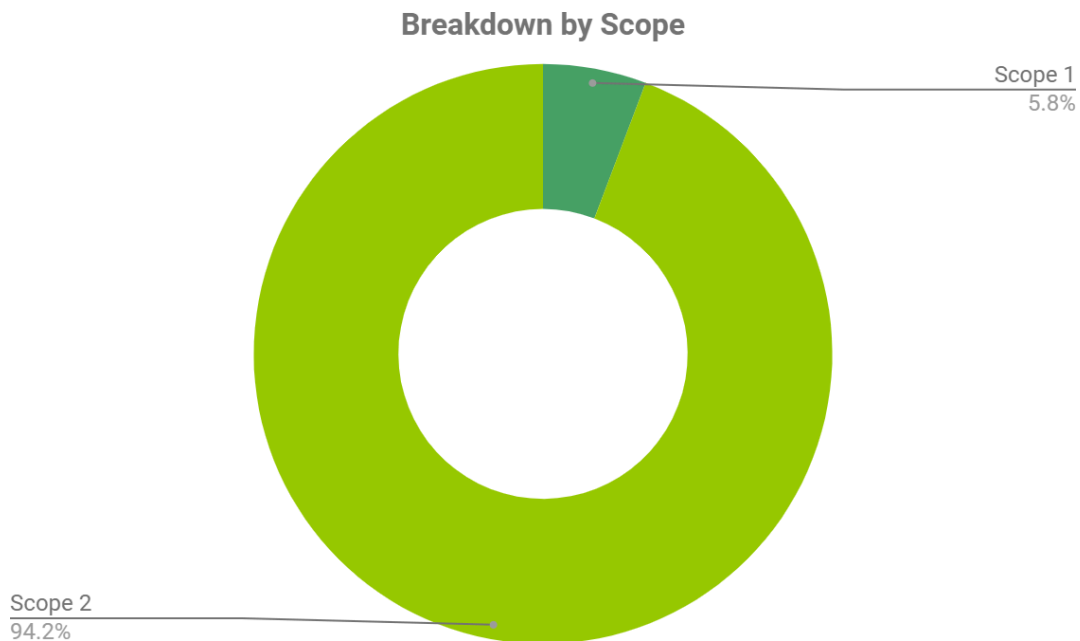
*GHG : GreenHouse Gases

|01

Global Results

Based on the data provided and restricting the analysis to Scopes 1 and 2, the overall carbon footprint for Universidade Católica Portuguesa (UCP) in 2021 was 1 757.08 ton CO₂eq. The total amount of emissions resulting from uncertainty was 840.1 ton CO₂eq. The final and summarized result is then 1 757.08 +/- 840.1 ton CO₂eq.

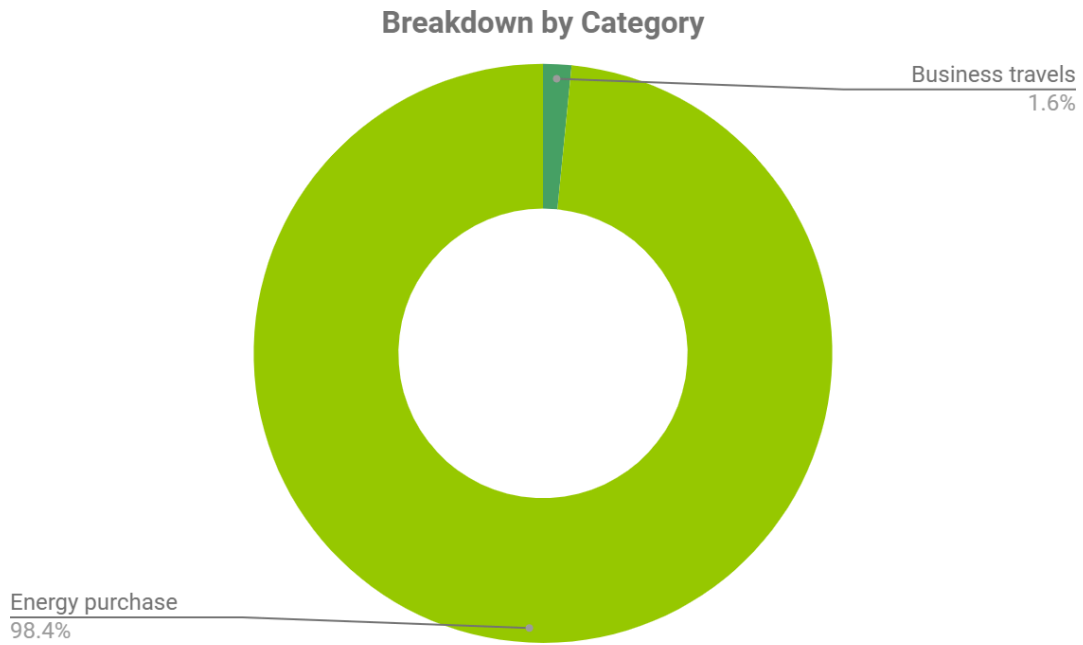
It is shown a high predominance for Scope 2 activities, making up 1 655.66 ton CO₂eq, around 94.2% of the total emissions, followed by Scope 1 (5.8%), as shown in Graph 1.



Graph 1: GHG Emissions breakdown by Scope

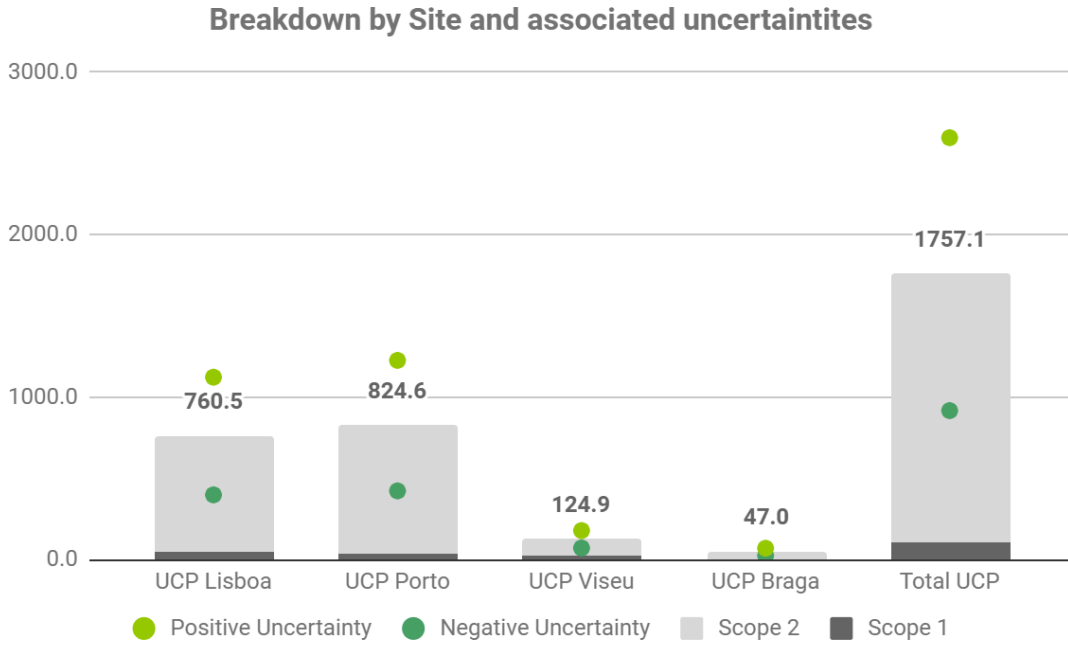
Breaking down the results by category (Graph 2), energy purchase related emissions (electricity, off-road diesel and natural gas consumption) assume the highest contribution achieving 98.4% of Universidade Católica Portuguesa emissions. Business

travels category, which includes the fleet diesel consumption has a residual representativity of 1.6%.



Graph 2: GHG Emissions breakdown by category

Graph 3 represents the breakdown of GHG emissions by the different sites of UCP analyzed from Scopes 1 and 2.



Graph 3: Breakdown of total emissions and uncertainties associated with each site studied

APPENDIX

APPENDIX 1: GREENPATH CERTIFICATE OF COMPLIANCE



CITEPA

CERTIFICATE OF COMPLIANCE

CITEPA certifies that the company



has established a calculation tool of carbon footprint

GREENPATH v. 2.02.05-2

in compliance with guidelines

	<p>GHG Protocol standard Revised Edition</p>
 <p>International Organization for Standardization</p>	<p>ISO 14064-1:2018 – Specification with guidance at the organization level for quantification and reporting of greenhouse gas emissions and removals</p> <p>ISO 14069- 2:2013 Greenhouse gases – Quantification and reporting of greenhouse gas emissions for organizations – Guidance for the application of ISO 14064-1</p>
<p>Certificate issued on</p>	<p>March 3rd, 2022</p>
<p>Recommendation report from CITEPA</p>	<p>« Mise à jour de l'audit du volet Empreinte carbone de GreenPath – Mars 2021 » <i>The non-compliances identified in the report have been lifted. This certificate does not include the sections relating to the calculations of avoided emissions.</i></p>
<p>Carbon expertise</p>	<p>https://www.citepa.org/en/activities/international-studies</p>

Jerôme BOUTANG



Signature numérique de Jérôme BOUTANG
 Date : 2022.03.09 09:14:56 +01'00'

Directeur Général du CITEPA
Jérôme BOUTANG

Centre Interprofessionnel Technique d'Etudes de la Pollution Atmosphérique
 42, rue du Paradis, 75010 PARIS
 Tel : +33 (0)01 44 83 68 83 - <https://www.citepa.org/fr/>