



# CARBON FOOTPRINT 2019

## Universidade Católica Portuguesa



UNIVERSIDADE  
CATOLICA  
PORTUGUESA

31st of march 2025





## GHG\* CERTIFICATE

### GREENPATH

Veolia certifies that the study Carbon Footprint Assessment 2019 done for

#### Universidade Católica Portuguesa

Has been conducted with GreenPath whose GHG calculation methodology complies with the following international standards:

- GHG Protocol Corporate Accounting and Reporting Standard
- Corporate Value Chain (Scope 3) Accounting and Reporting Standard - Supplement to the GHG Protocol Corporate
- ISO 14064-1 (2006) and 14069 (2014) GreenHouse Gases

The calculation methodology used in GreenPath has been externally verified by CITEPA (Interprofessional Technical Center for Atmospheric Pollution). <https://www.citepa.org/en/activities/international-studies>



CITEPA

Date: 31/03/2025

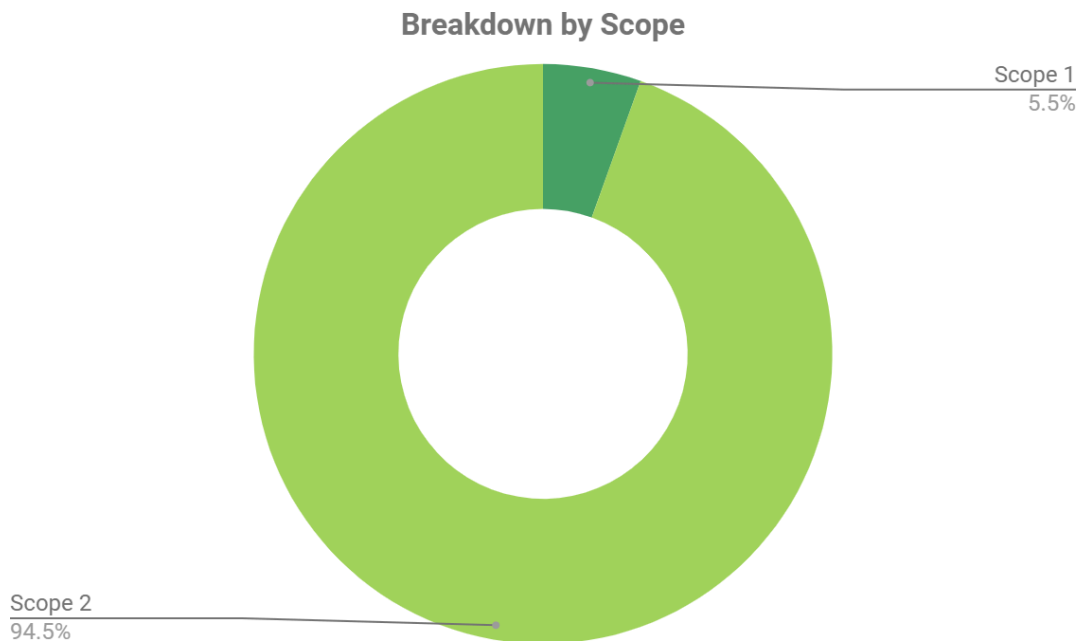
\*GHG : GreenHouse Gases

# |01

## Global Results

Based on the data provided and restricting the analysis to Scopes 1 and 2, the overall carbon footprint for Universidade Católica Portuguesa (UCP) in 2019 was 1 903.85 ton CO<sub>2</sub>eq. The total amount of emissions resulting from uncertainty was 912.5 ton CO<sub>2</sub>eq. The final and summarized result is then 1 903.85 +/- 912.5 ton CO<sub>2</sub>eq.

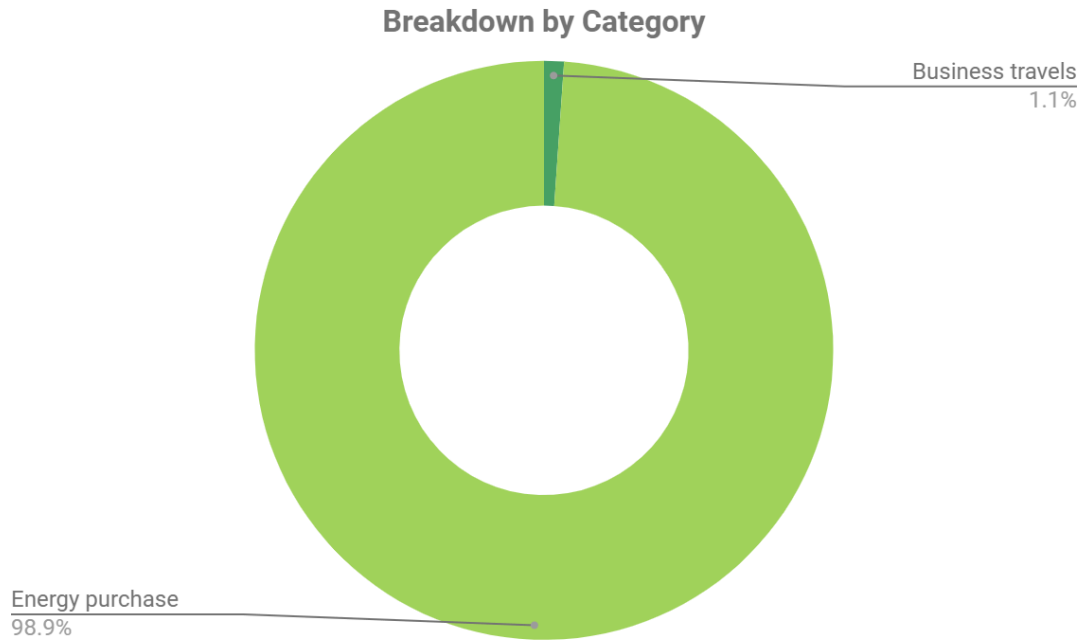
It is shown a high predominance for Scope 2 activities, making up 1 799.49 ton CO<sub>2</sub>eq, around 94.5% of the total emissions, followed by Scope 1 (5.5%), as shown in Graph 1.



**Graph 1:** GHG Emissions breakdown by Scope

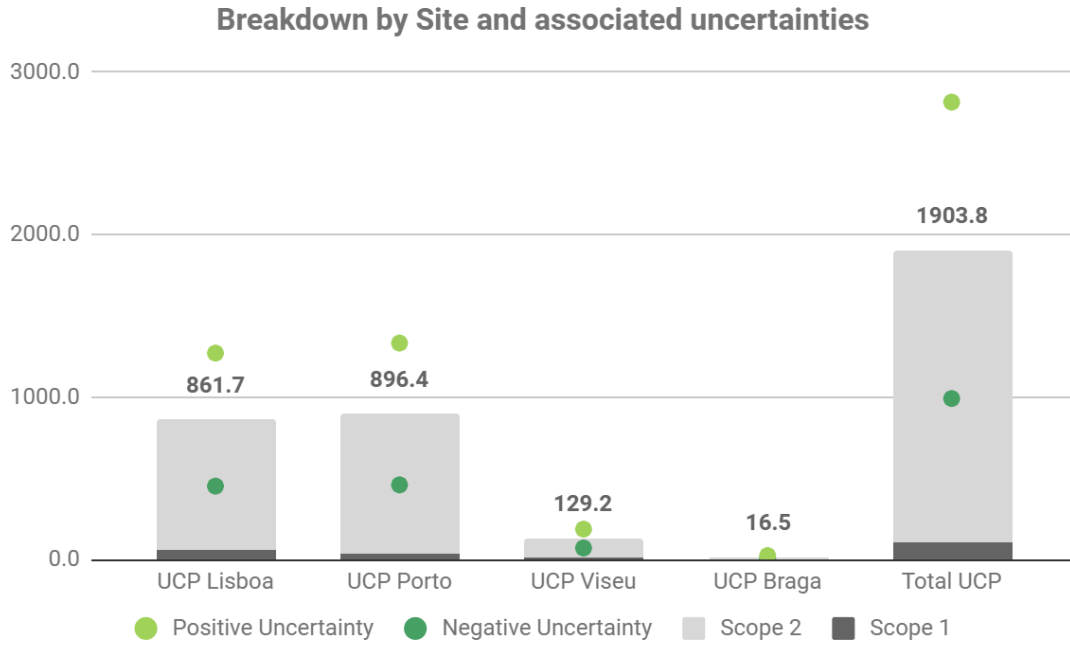
Breaking down the results by category (Graph 2), energy purchase related emissions (electricity, off-road diesel and natural gas consumption) assume the highest contribution achieving 98.9% of Universidade Católica Portuguesa emissions. Business

travels category, which includes the fleet diesel consumption has a residual representativity of 1.1%.



**Graph 2:** GHG Emissions breakdown by category

Graph 3 represents the breakdown of GHG emissions by the different sites of UCP analyzed from Scopes 1 and 2.



**Graph 3:** Breakdown of total emissions and uncertainties associated with each site studied

## **APPENDIX**

APPENDIX 1: GREENPATH CERTIFICATE OF COMPLIANCE



**CITEPA**

CERTIFICATE OF COMPLIANCE

CITEPA certifies that the company



has established a calculation tool of carbon footprint

**GREENPATH** v. 2.02.05-2

in compliance with guidelines

   International Organization for Standardization	<p><b>GHG Protocol standard Revised Edition</b></p> <p><b>ISO 14064-1:2018 – Specification with guidance at the organization level for quantification and reporting of greenhouse gas emissions and removals</b></p> <p><b>ISO 14069- 2:2013 Greenhouse gases – Quantification and reporting of greenhouse gas emissions for organizations – Guidance for the application of ISO 14064-1</b></p>
Certificate issued on	March 3rd, 2022
Recommendation report from CITEPA	« Mise à jour de l'audit du volet Empreinte carbone de GreenPath – Mars 2021 » The non-compliances identified in the report have been lifted. This certificate does not include the sections relating to the calculations of avoided emissions.
Carbon expertise	<a href="https://www.citepa.org/en/activities/international-studies">https://www.citepa.org/en/activities/international-studies</a>

**Jerôme BOUTANG**

Signature numérique de Jérôme BOUTANG  
Date : 2022.03.09 09:14:56 +01'00'

**Directeur Général du CITEPA**  
**Jérôme BOUTANG**

Centre Interprofessionnel Technique d'Etudes de la Pollution Atmosphérique  
42, rue du Paradis, 75010 PARIS  
Tel : +33 (0)01 44 83 68 83 - <https://www.citepa.org/fr/>